

BACKPACK

Starter

Second Edition



PEARSON
Longman

Mario Herrera • Diane Pinkley

Contents

1	Fun in Class	2
2	My Family	14
3	All About Me	26
4	My Clothes	38
5	At the Toy Store	50
6	People Around Town	62
7	Swinging and Sliding	74
8	Animal Friends	86
9	Food I Like	98
	ABC Cards	111
	Cutouts	117
	Stickers	

Backpack Song

It's time to open **Backpack**
and see what we can see.
We'll have lots of adventures.
Explore **Backpack** with me!

Backpack is full of fun things
we use each day in school.
Stories, puzzles, songs, and games—
Backpack is really cool!

It's time to open **Backpack**
and see what we can see.
We'll have lots of adventures.
Explore **Backpack** with me!

Backpack is full of fun and facts,
projects and pictures, too.
We're learning English, we're never bored.
There are great new things to do!

It's time to open **Backpack**
and see what we can see.
We'll have lots of adventures.
Explore **Backpack** with me!



1

Fun in Class

TRACK A1
1

Listen and sing.

Colors! Colors!
See the colors!
Yellow! Yellow!
Show me yellow.

Red! Red!
Show me red.
Red! Red!
Show me red.



TRACK A2
2

Listen and point.

1



2



3



4





Is it yellow?

5



6



7





8



School supplies; colors; numbers

3 Trace and color. Say.


Circle!



4

Listen and point. Color and say.



Blue circle,
green circle . . .



5 Count and trace. Say.



6 Count and draw a line.




7 Cut page 117.
Glue and say.




It's a blue
crayon.




8 Draw 1 blue thing, 1 green thing, or 1 yellow thing found in your classroom. Say.




9 Count and circle. Say the number.



1 2 3

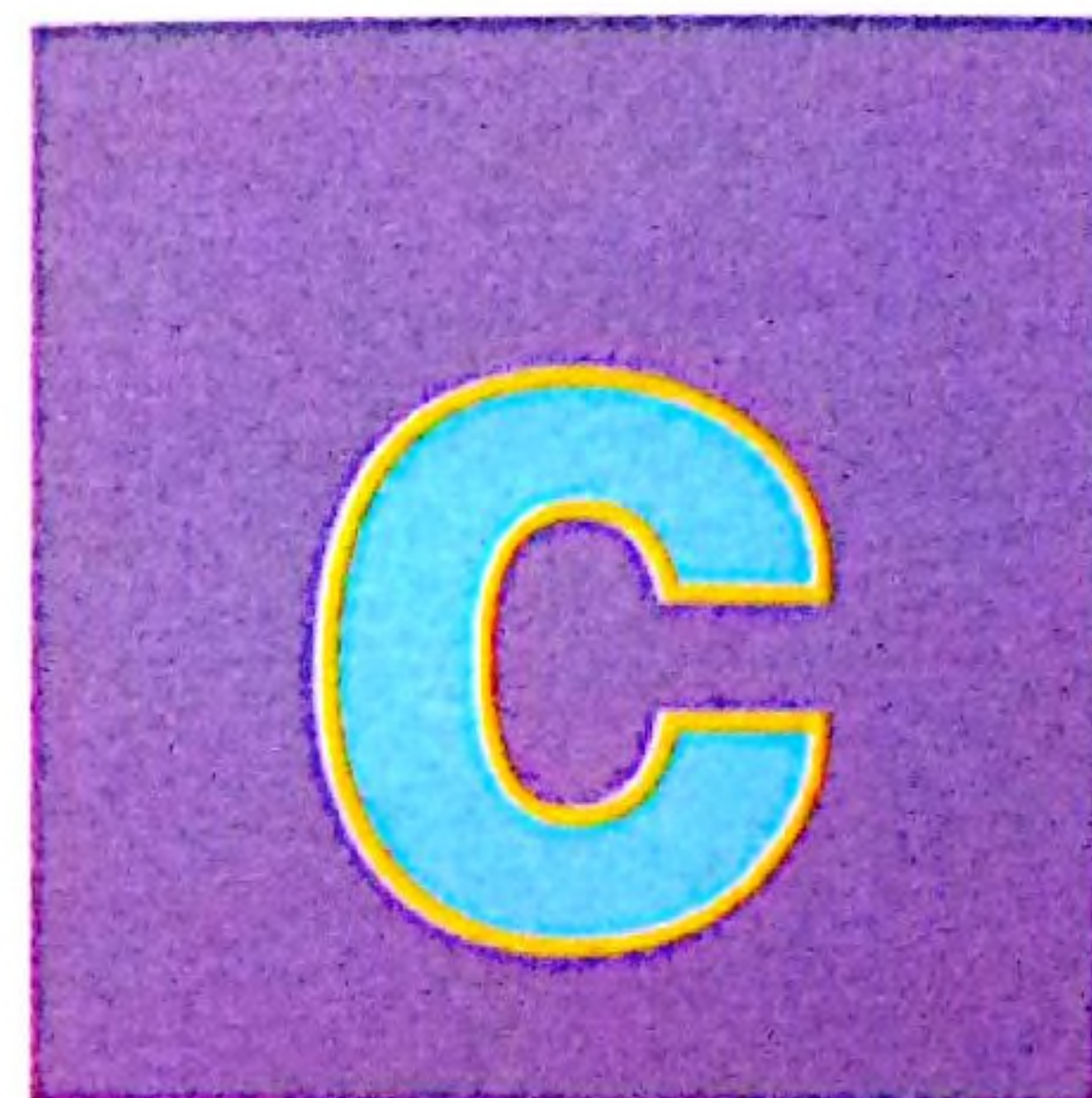




1 2 3



1 2 3


Listen and say. Chant.



Listen and say. Which word doesn't have the sound? Circle the number.

1. 1 2 3
2. 1 2 3
3. 1 2 3

Listen to the word parts. Say the word. Point.



One, Two, Three

by Yoko Mia Hirano



One teacher. One child.



All new friends.





2 One table. Two chairs.



3 Two chairs. Three children.

One, Two, Three

Cut and play. ✂






Content connection: math



Know It? Show It!

Look and say.



Performance assessment
See Assessment Package pp 1-2, 5, 14-15.

2 My Family

1 Listen and sing.

Hello, hello!
Hello, family.
Hello, hello!
Hello, family.
Hello, hello!
Hello, family.
Hello, hello!
Hello, family.



2 Listen and point.






Who do you see?





Listen and point. Say. Color.





Family members; rooms in a house; Good-bye!

4 Trace and color. Say.





5 Count. Trace and write. Say.



**Cut page 117.
Look and listen.
Glue and say.**

The mother is in
the living room.



7 Draw your family. Say the names.





8 Trace and say. Connect the dots in order.



● 2

● 3

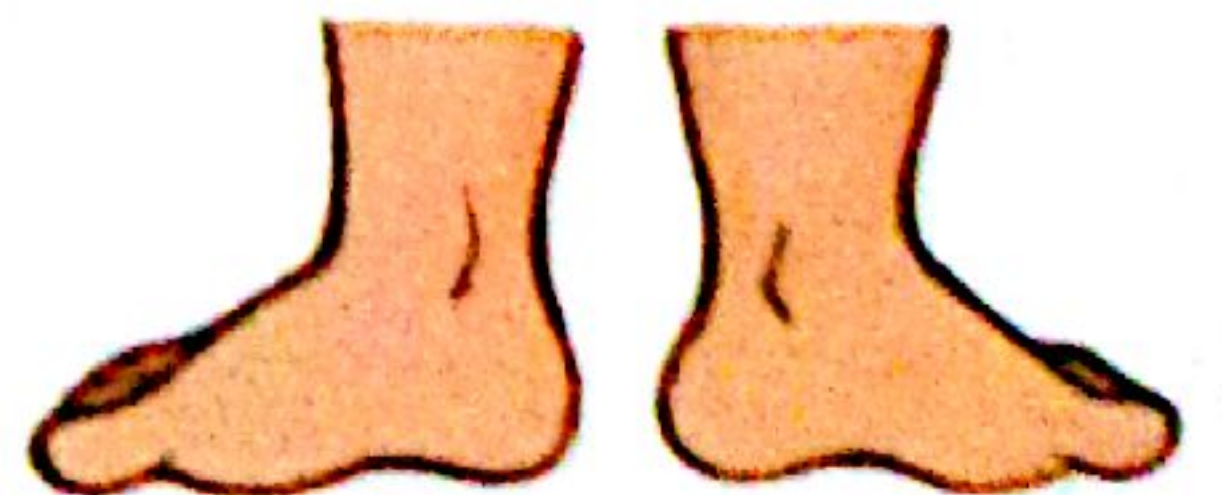

Listen and say. Chant.



Listen and say. Which word doesn't have the sound? Circle the number.

- 1. 1 2 3
- 2. 1 2 3
- 3. 1 2 3

Listen to the word parts. Say the word. Point.



A Mouse Family

by Yoko Mia Hirano



I have 4 brothers.




But we have lots of fun!

Copyright © by Pearson Education, Inc. All rights reserved.



We have 4 rooms.

2



We have 4 beds in the bedroom.

3

My Family Album

Cut and draw. ✂



A large rectangular area for drawing, divided into three sections by dashed lines. The top section contains two smaller rectangular frames side-by-side, and the bottom section contains one large rectangular frame. All frames have orange borders and blue decorative corner pieces.


Content connection: art



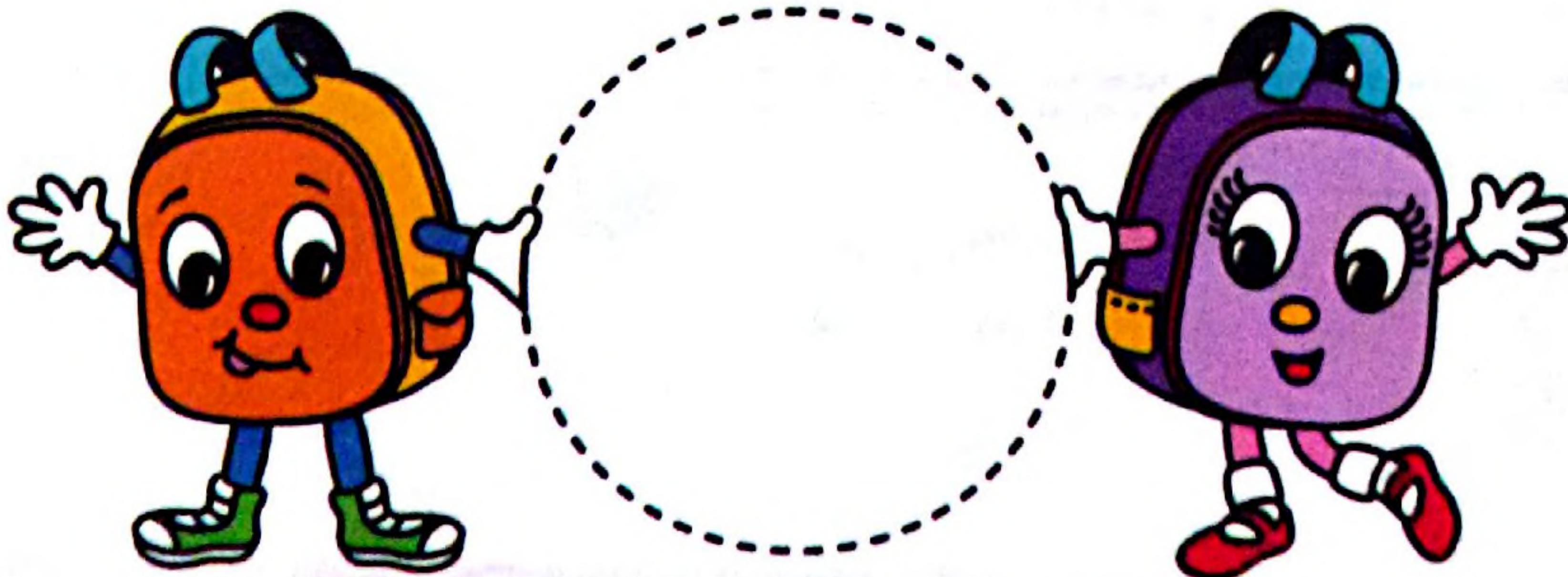
Know It? Show It!

Spin the . Say.


Review



Now I Can! 



Performance assessment

See Assessment Package pp. 1-2, 6, 14-15.

3

All About Me

1 Listen and sing.

Clap your hands
and stomp your feet!

Wiggle your nose
and touch your toes!
Bend your knees
and now smile, please!

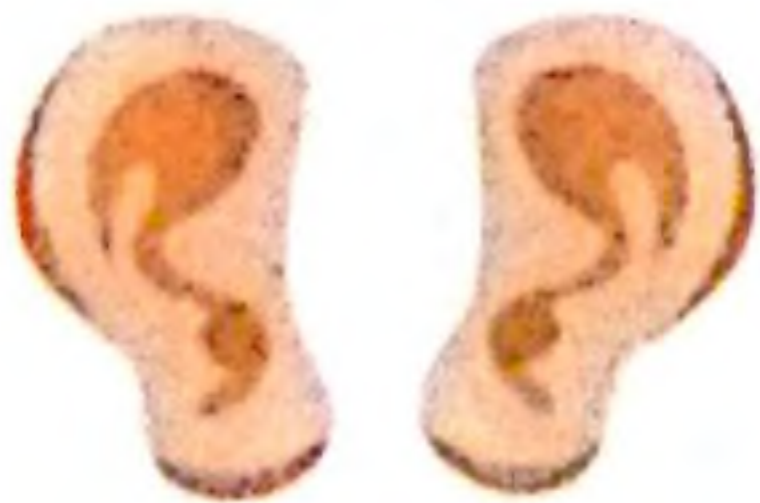
Clap your hands
and stomp your feet!



Point to
your ears!

2 Listen and point.

1



2




3






4








3 Trace and color. Say.


Triangle!




4 Color and say.




5 Count and trace.




6 Count the shapes and circle. Listen and check.



3 4 5



3 4 5




3 4 5

7 Cut page 119. Glue and say.


Look at my clown.



Look and listen.



9 Draw and circle. Say.





I'm happy.

I'm sad.

Emotions; I'm



Listen and say. Chant.



Listen and say. Which word doesn't have the sound? Circle the number.

1. 1 2 3
2. 1 2 3
3. 1 2 3

Listen to the word parts. Say the word. Point.



Hide and Seek


by Henry Gibson

Where are you?
Oh, look!
I see hands.



1
TRACK 431

I see you!
I love hide
and seek.



Copyright © by Pearson Education, Inc. All rights reserved.

4



I see you!


2

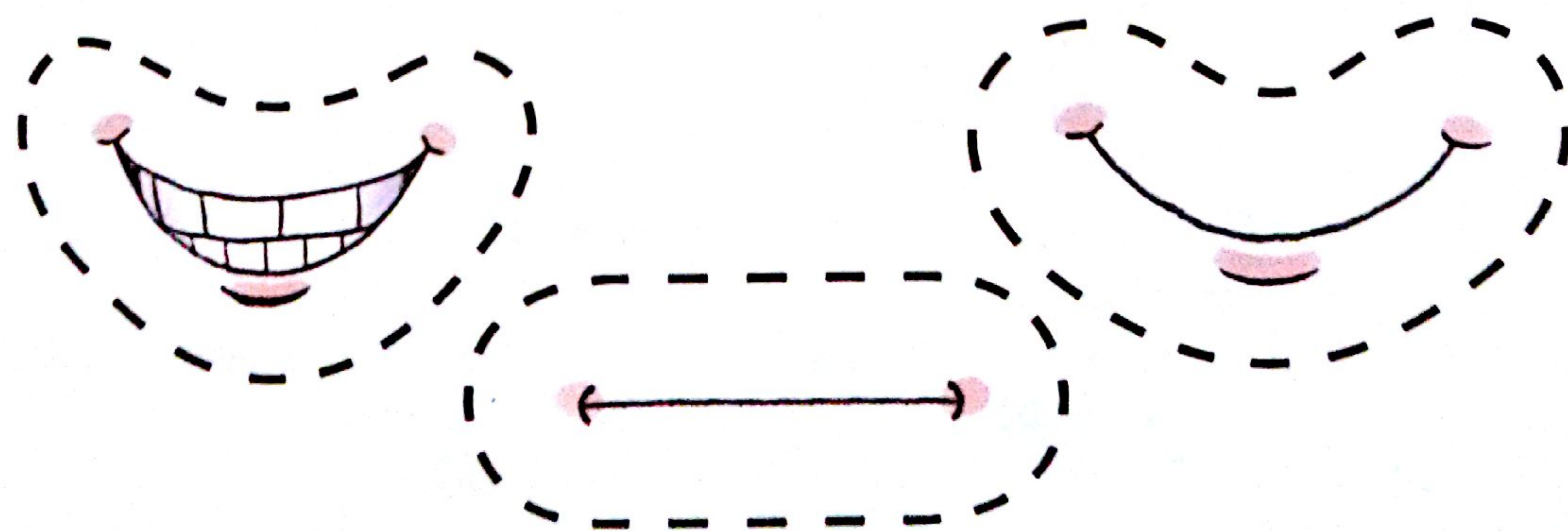



Oh, look!
I see feet.

3

Make a Mask

Cut and stick. 



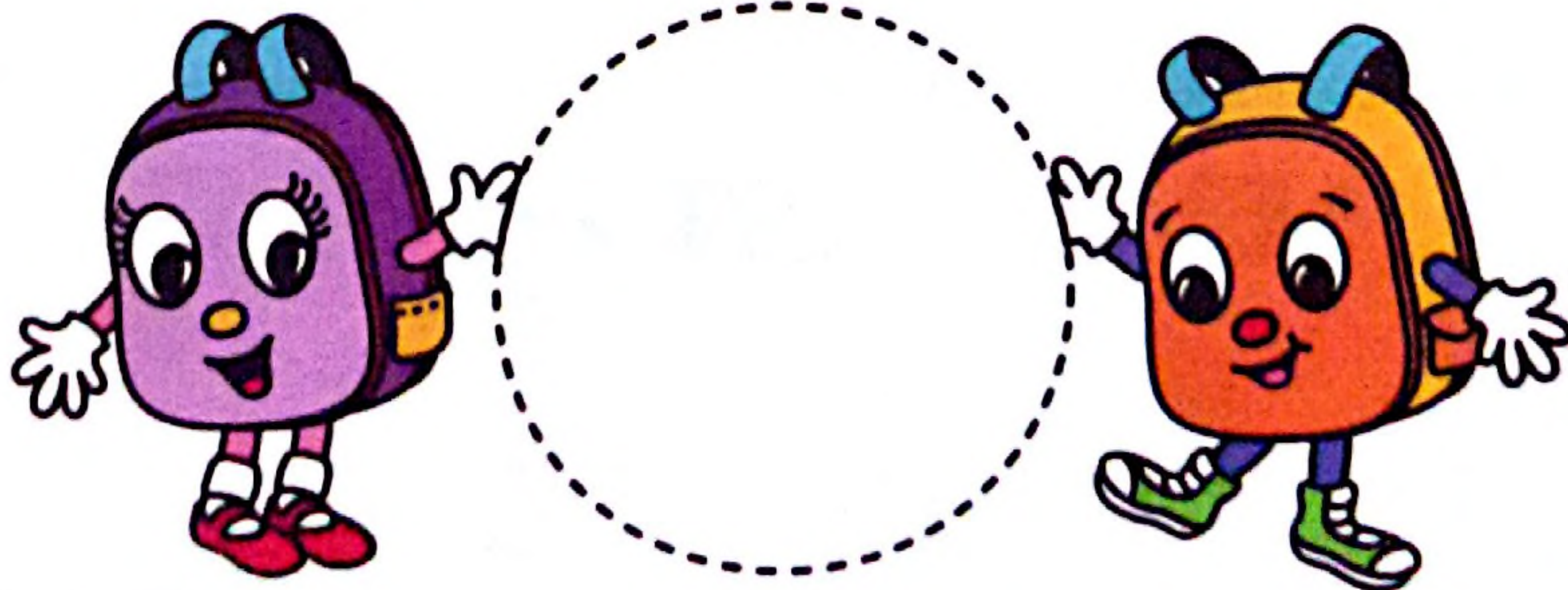
Content connection: art



Know It? Show It!

Look and say.

Review



Performance assessment
See Assessment Package pp. 1-2, 7, 14-17.

Unit 3

4

My Clothes

TRACK A32
1

Listen and sing.

It's cold.
It's cold.
Brrr!
Put on the jacket!

It's hot.
It's hot.
Phew!
Take off the sweater!

It's rainy.
It's rainy.
Open the umbrella!



TRACK A33
2

Listen and point.

1



2



3




4





What are you wearing?



5



6



7







8




3 Trace and color. Say.

Rectangle!



4 Color. Look and circle.

1.




2.



Count. Write the number. Listen and check.
Say.

1.



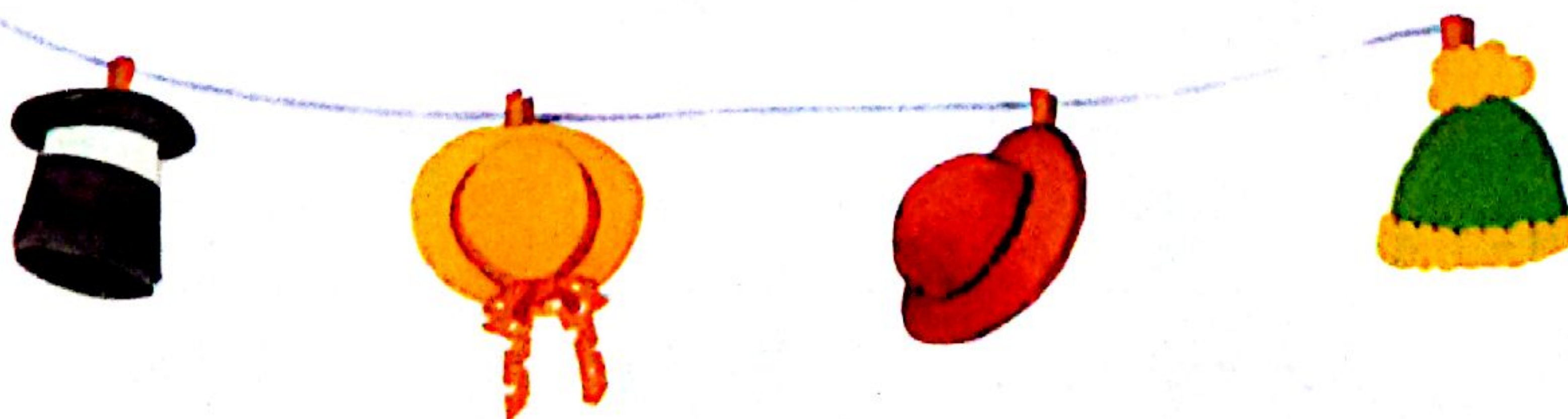
2.



3.



4.




6 Cut page 119.
Glue and say.



It's hot. He's wearing shorts.



It's cold.




It's hot.





It's rainy.




7 Draw your favorite clothes. Say.



8 Look and draw a line. Say.




Listen and say. Chant.



Listen and say. Which word doesn't have the sound? Circle the number.


- 1. 1 2 3
- 2. 1 2 3
- 3. 1 2 3

Listen to the word parts. Say the word. Point.




My Shoes

by Barbara Tomlin






Where are my shoes? Are they here?



Where are my shoes? Are they here?

My Backpack

Make a backpack. ✂



Content connection: art



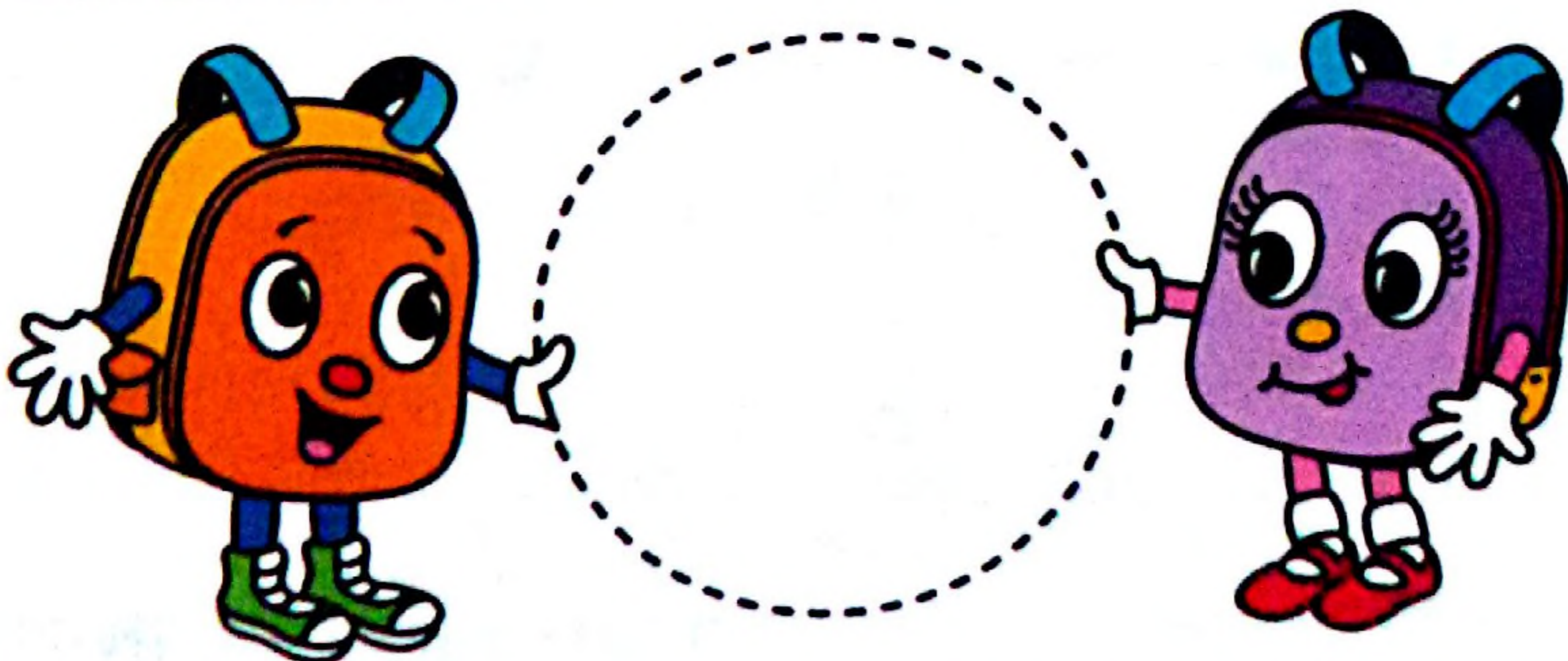
Know It? Show It!

Play Bingo.

Review



Now I Can!



Performance assessment

See Assessment Package pp. 1-2, 8, 14-15.

Unit 4

5 At the Toy Store

1 Listen and sing.


What do you see at the toy store?
I see a truck. I see a truck.
What do you see at the toy store?
I see a truck for me.

What do you see at the toy store?
I see a doll. I see a doll.
What do you see at the toy store?
I see a doll for me.

What do you see at the toy store?
I see a game. I see a game.
What do you see at the toy store?
I see a game for me.



2 Listen and point.



What do you see?



5




6




7



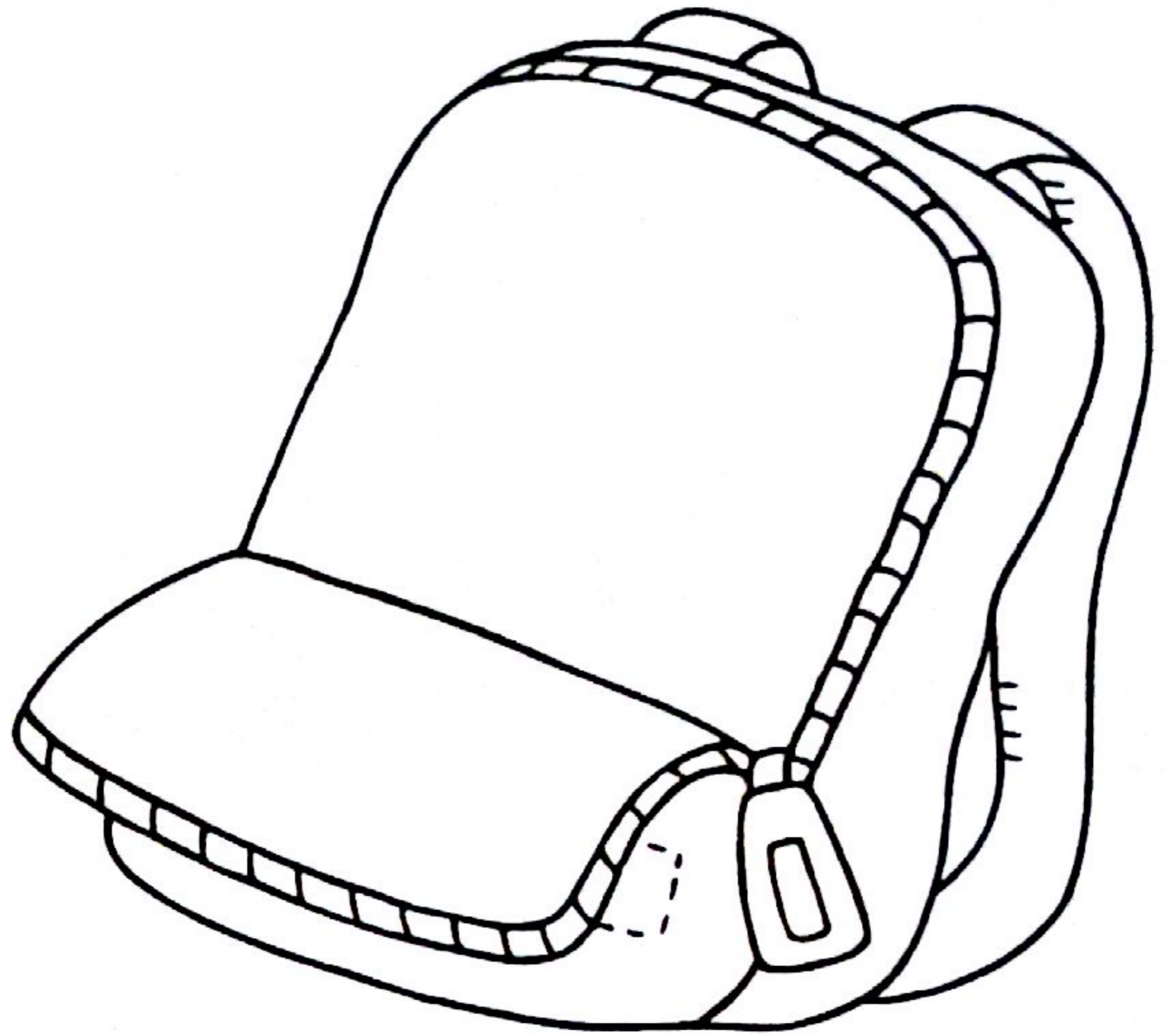
8



3 Count and trace. Choose 6 or 7. Draw and say.




6




7


4 Look and color. Say.




Count and draw a line. Listen and check.




4



5




6



7

Look and listen. Say.




7 Cut page 121. Glue and say.

8 Draw and say.



What toys do you like?



9 Listen and check. Say.

- 1.
- 2.
- 3.
- 4.
- 5.








-
-
-
-
-



Toys; counting; I want


Listen and say. Chant.



Listen and say. Which word doesn't have the sound? Circle the number.


1. 1 2 3
2. 1 2 3
3. 1 2 3

Listen to the word parts. Say the word. Point.




Let's Count!

by Yoko Mia Hirano




I count two circles.
I see a teddy bear.




Copyright © by Pearson Education, Inc. All rights reserved.

I count seven rectangles.
What do you see?



2

I count four squares.
I see a doll house.

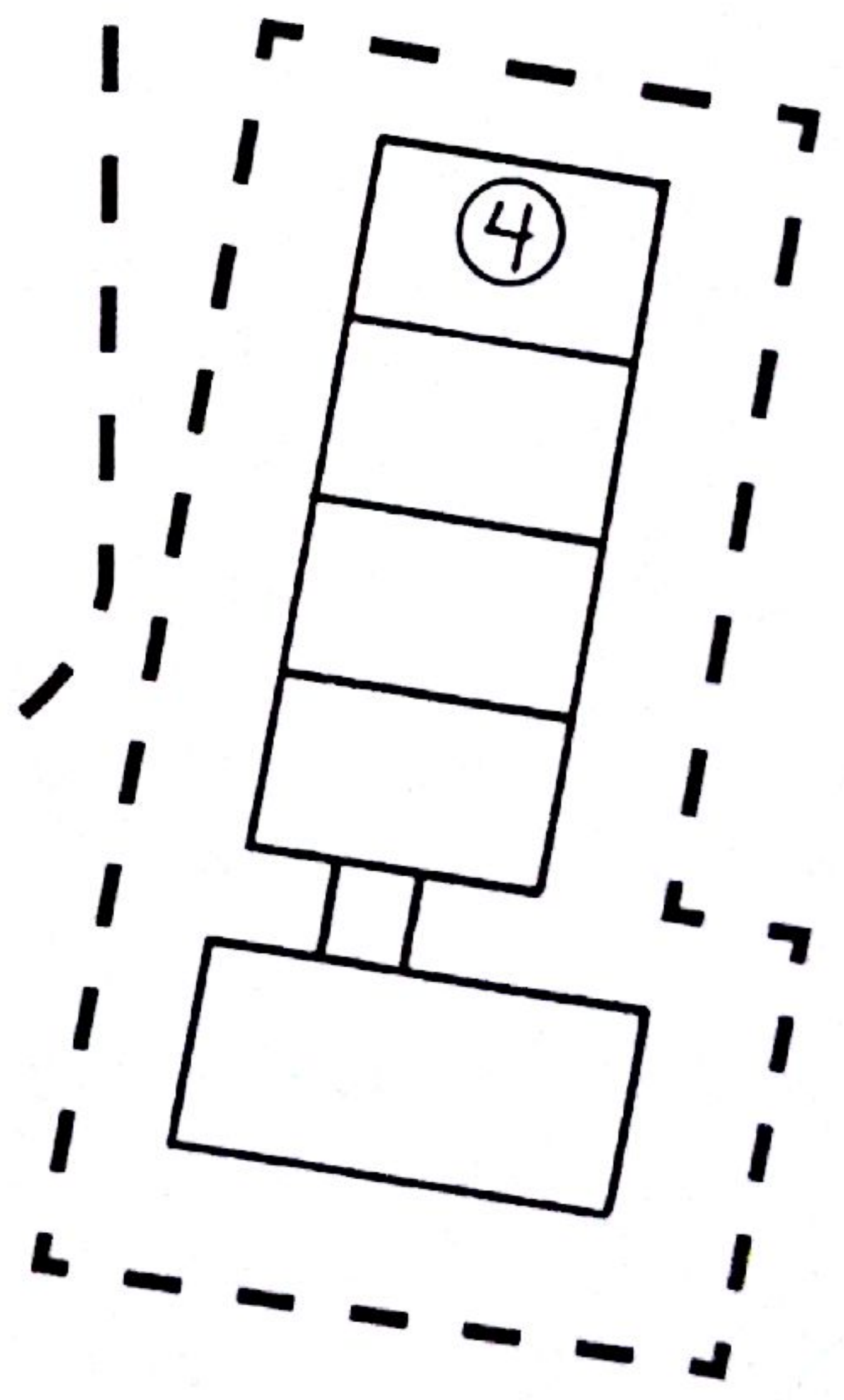


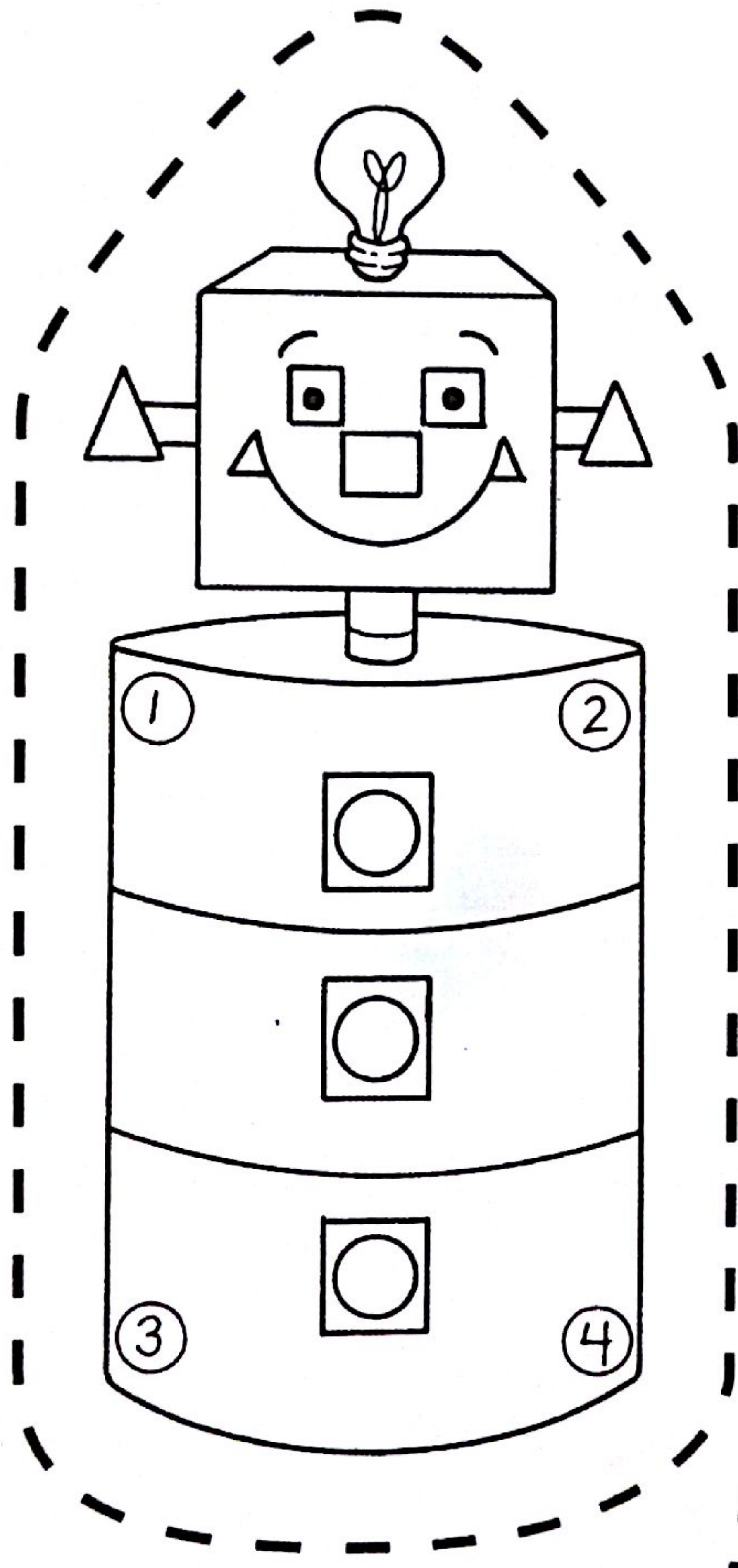
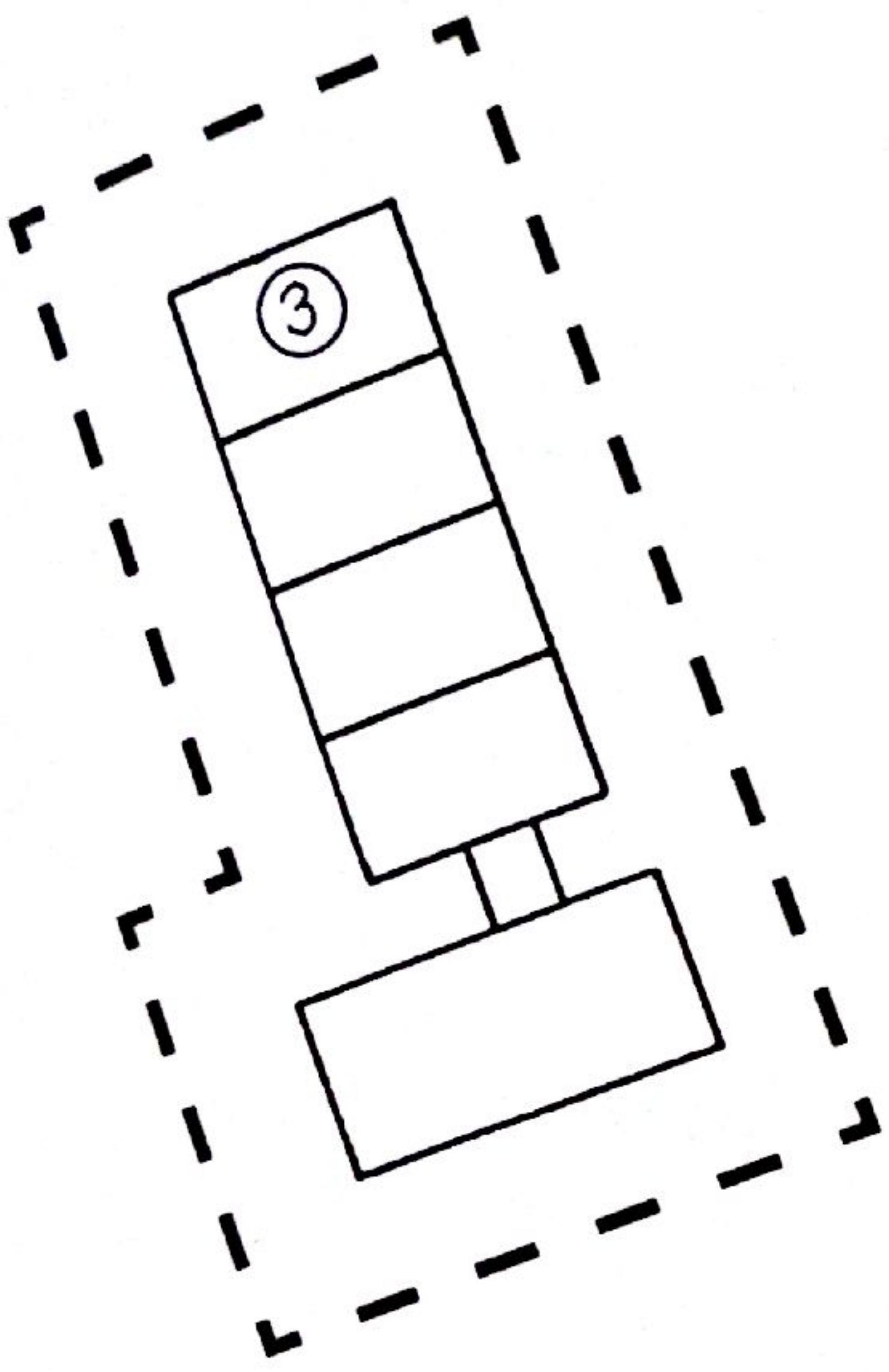


I count six triangles.
I see an airplane.

3

My Robot

Make a toy robot. 



Content connection: art



Know It? Show It!

Look and say.

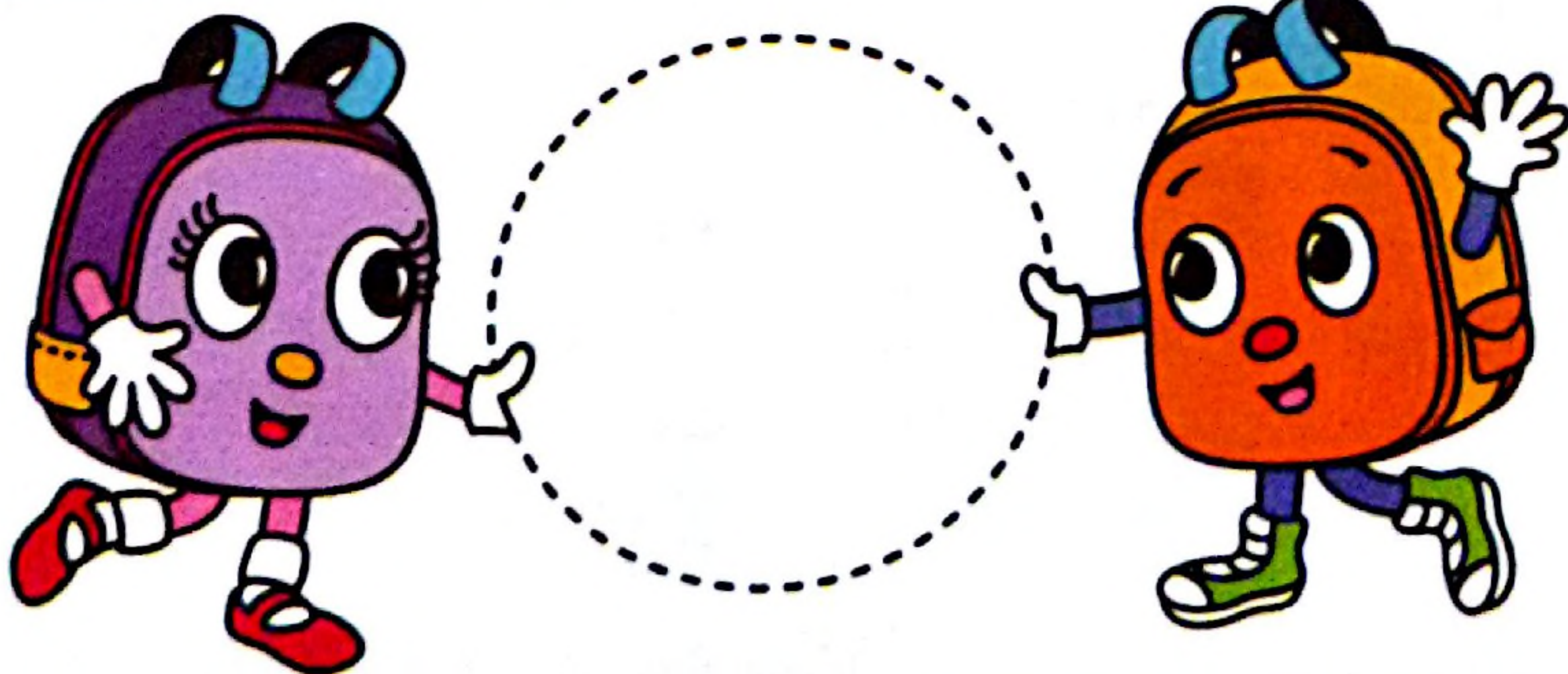
Review ✓

End



Start

Now I Can!



Performance assessment
See Assessment Package pp. 1-2, 9, 14-15.

Unit 5

6 People Around Town

TRACK B12
1

Listen and sing.



Round and round and round
the town we go.

I'm a bus driver.
I drive a bus.
Take a ride.
Come with us.

I'm a bus driver.
Here we go.
Do you see anyone you know?

Round and round and round
the town we go.
Round and round and round
the town we go.

TRACK B13
2

Listen and point.





She's a dentist.



3 Count and trace.



8 8 9 9

4 Count and draw lines. Say.



7









8



9

Count and color. Listen and check.





5	<input type="checkbox"/>	=	
6	<input type="checkbox"/>	=	
7	<input type="checkbox"/>	=	
8	<input type="checkbox"/>	=	
9	<input type="checkbox"/>	=	



6 Cut page 121.
Glue and say.



She's a nurse.





7 Draw a helper. Say.



8 Color and check. Say.


She's a
firefighter.



Helpers; verb be



Listen and say. Chant.




Listen and say. Which word doesn't have the sound? Circle the number.

- 1. 1 2 3
- 2. 1 2 3
- 3. 1 2 3



Listen to the word parts. Say the word. Point.



The Shopping Trip

by Margarida Caceres



"Who is he?" I asked my mom.
"He's a police officer," she said.



"And who am I?" I asked my mom.
She smiled at me.
"You're my helper!" she said.



“Who is she?” I asked my mom.

2 “She’s a bus driver,” she said.

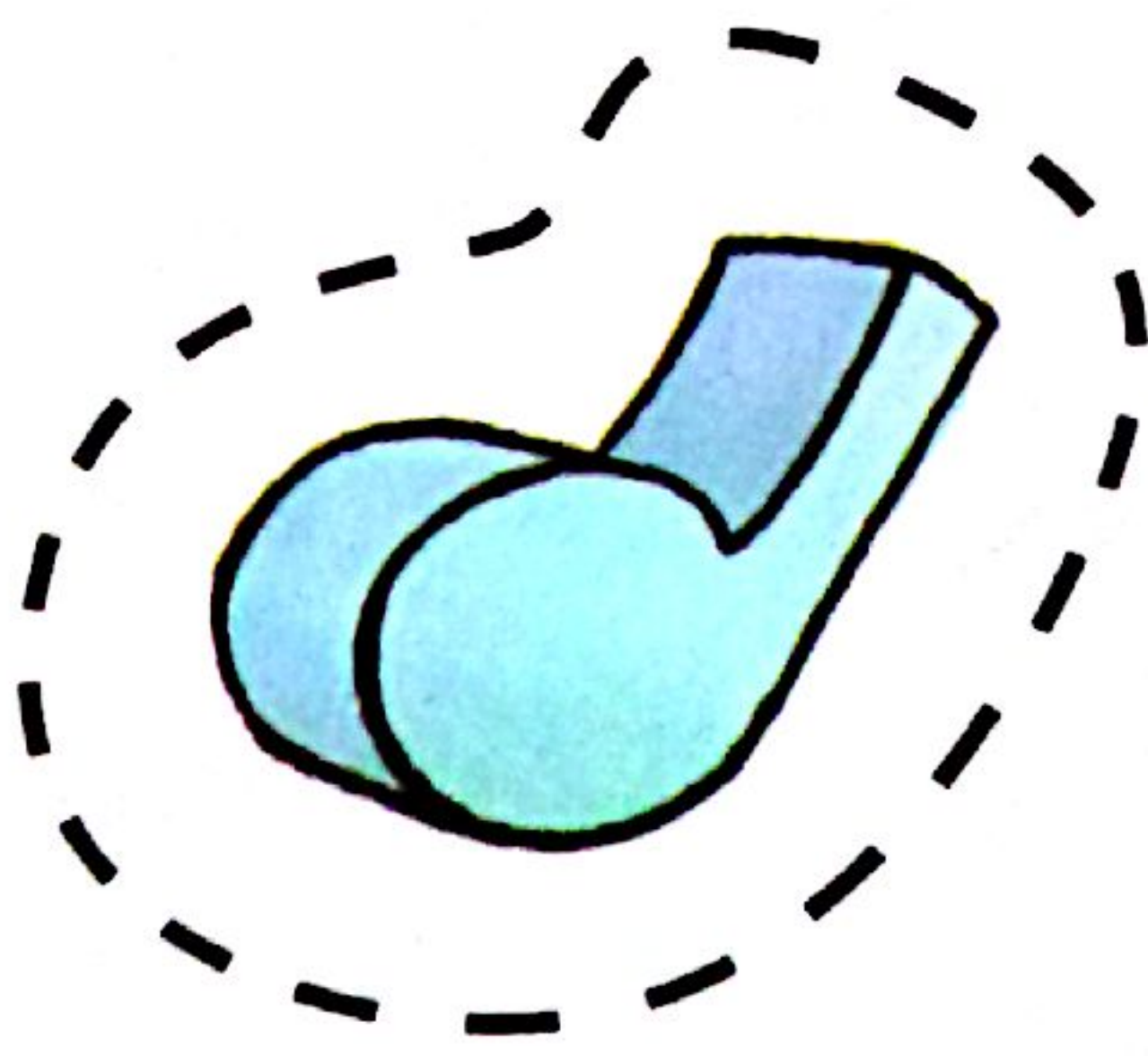
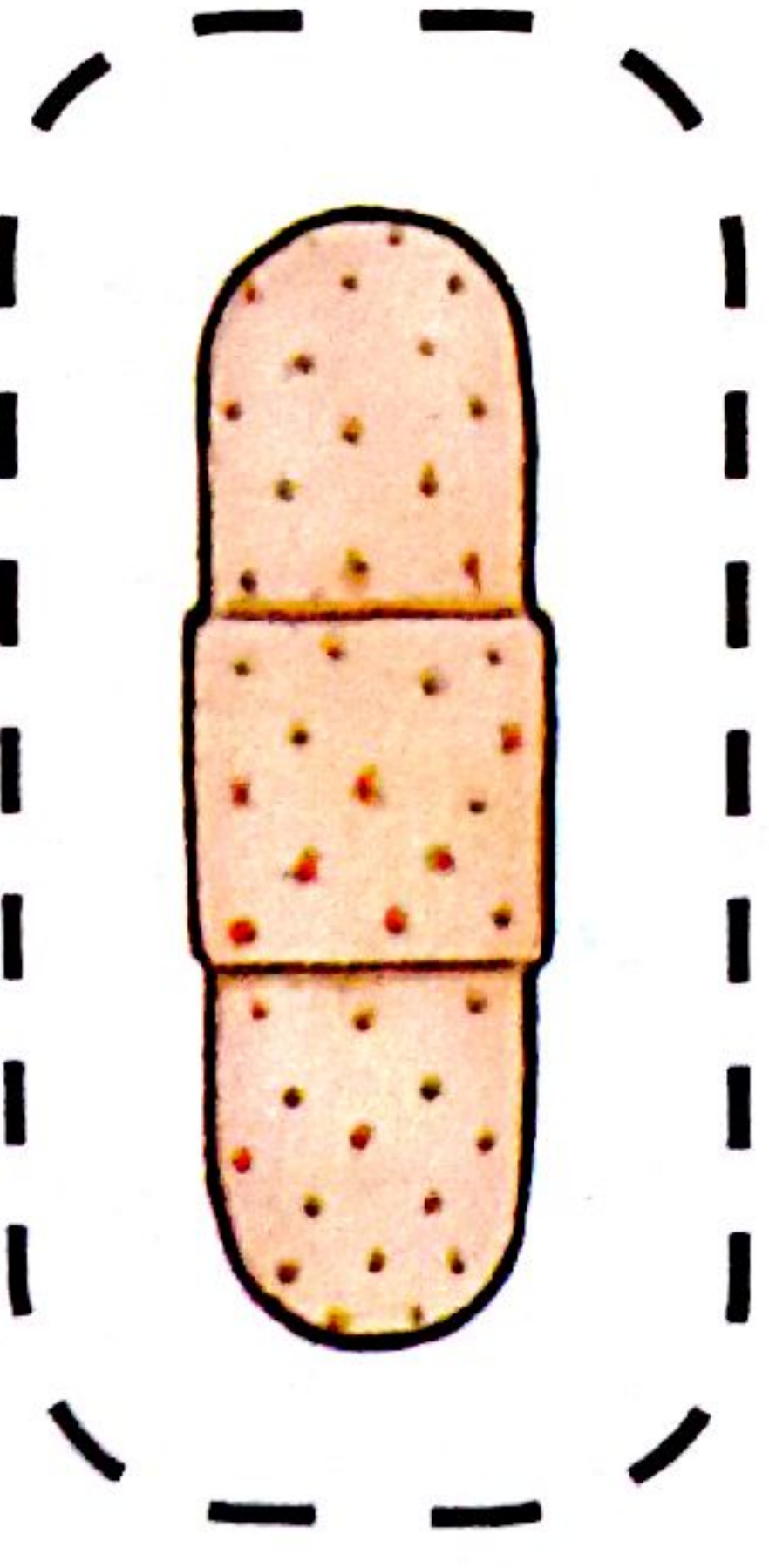
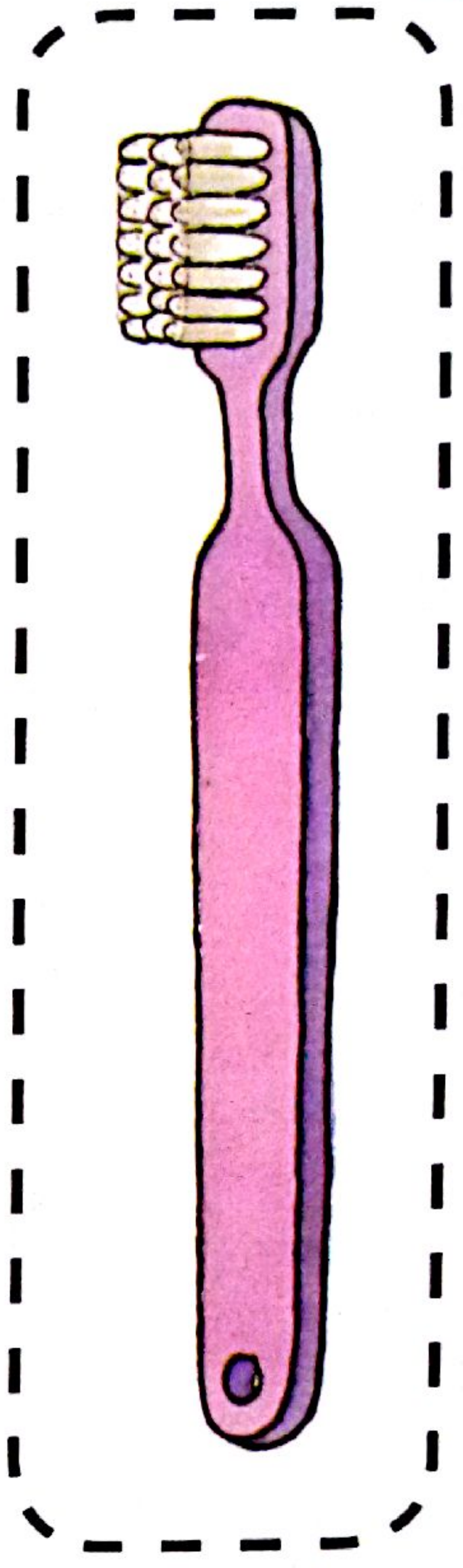
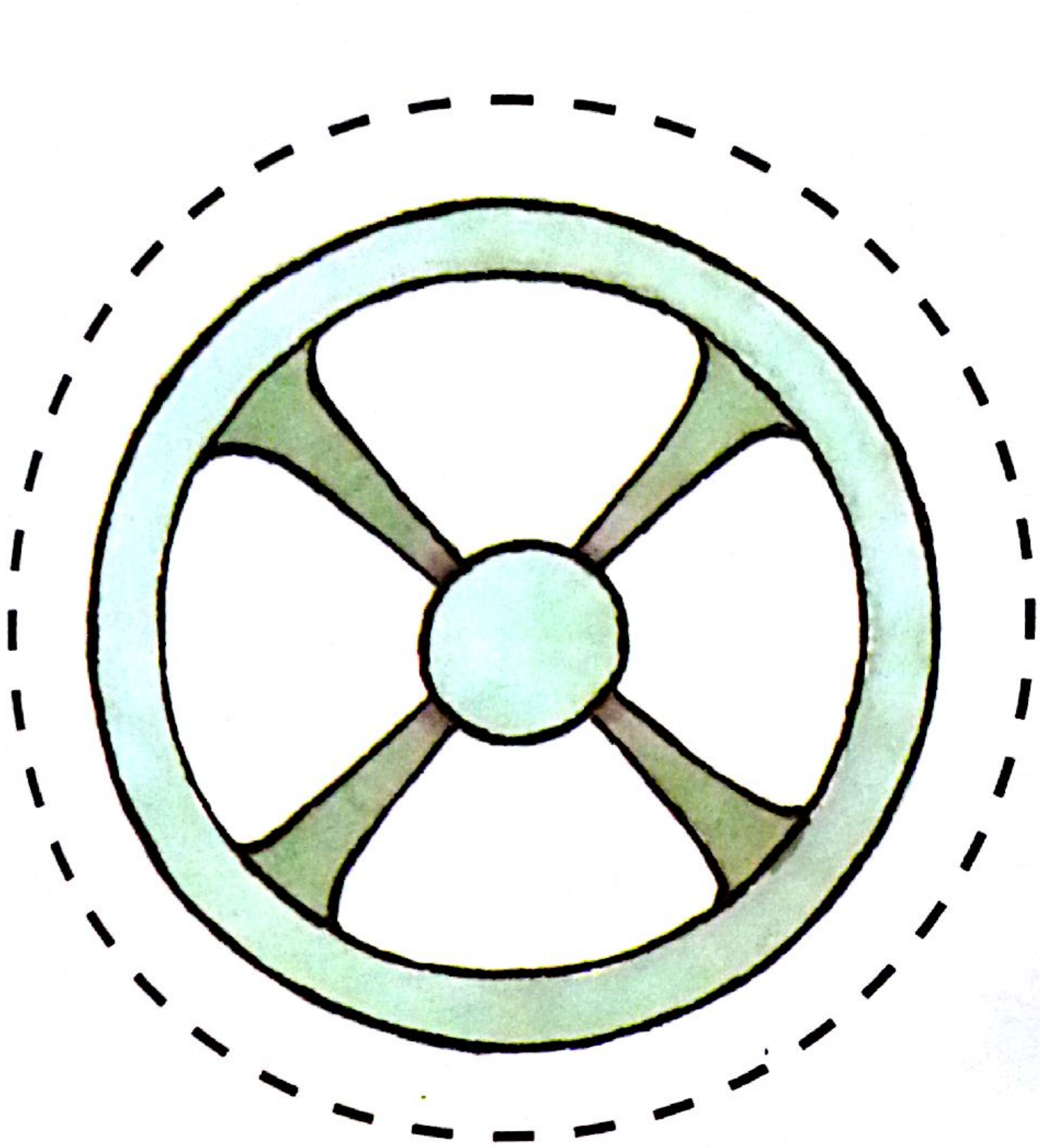


“Who is he?” I asked my mom.

3 “He’s a shopkeeper,” she said.

Role Play

Cut out and role play! ✂


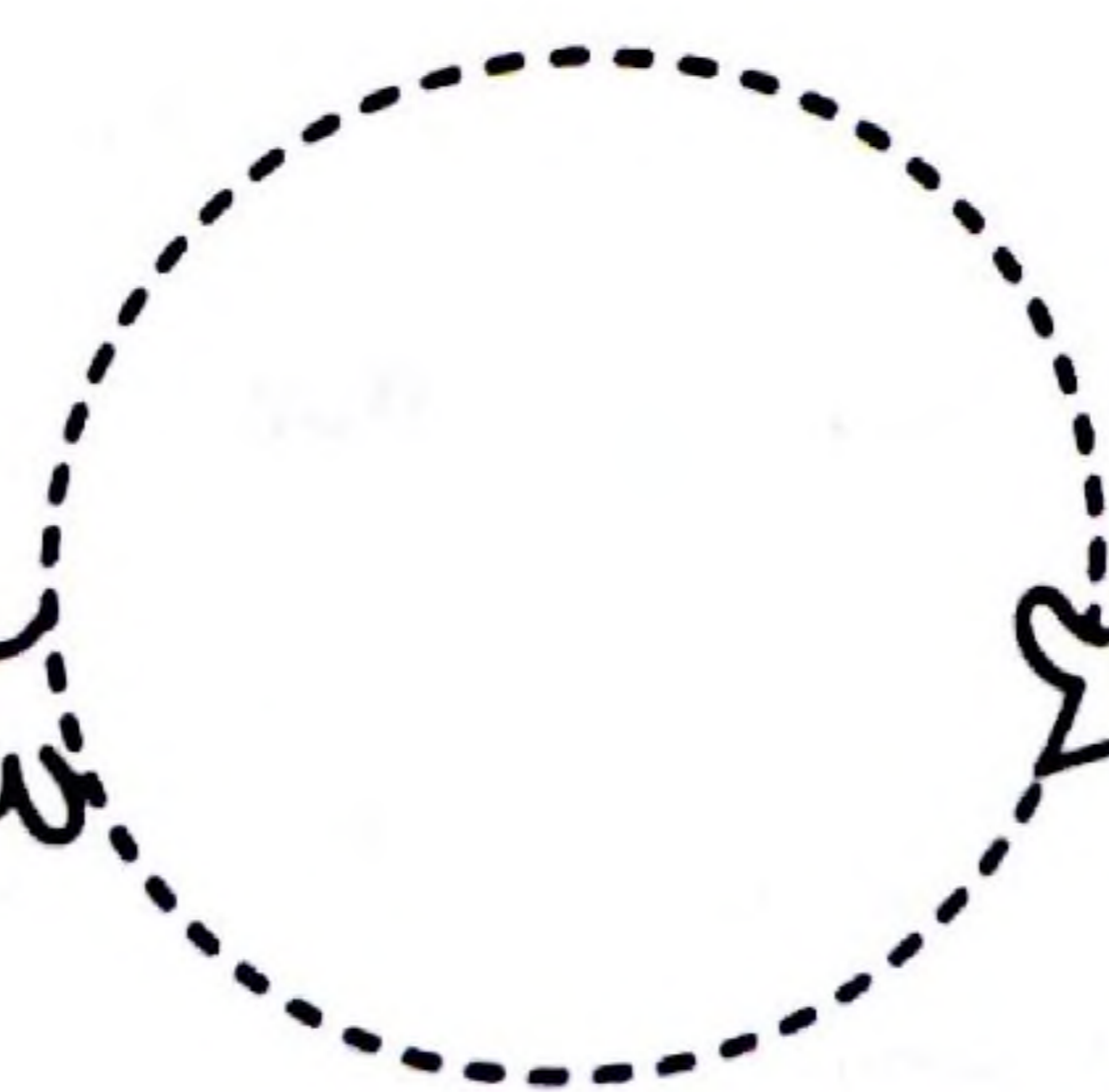



Content connection: art



Know It? Show It!

Spin and say.



Performance assessment
See Assessment Package pp. 1-2, 10, 14-15, 18-19.

7

Swinging and Sliding



1 Listen and sing.

She's swinging.
She's swinging,
swinging in
the playground.
He's jumping.
He's jumping,
jumping in the
playground now!

I'm singing.
I'm singing,
singing in
the playground.
We're playing.
We're playing,
playing in the
playground now!



2 Listen and point.

1



2



3



4





I'm sliding down the slide.

5



6




7




Playground actions; equipment

Listen and point. Say.




4 Count and trace. Say.



5 Color and count. Say.



There are
7 triangles!







6 Cut page 123.
Glue and say.



7 What are you doing in the playground? Draw and say.




8 Listen and check. Say.



TR CK 827
9

Listen and say. Chant.



TRACK B28
10

Listen and say. Which word doesn't have the sound? Circle the number.

1. 1 2 3
2. 1 2 3
3. 1 2 3

TRACK B29
11

Listen to the word parts. Say the word. Point.



Having Fun!

by Tony Purcell

I'm climbing up
the jungle gym.

I'm running
home! I'm dirty!

Copyright © by Pearson Education, Inc. All rights reserved.

TRACKER

I'm sliding down
the slide.



Oops! I'm falling
in the puddle.

2

3

Play Hopscotch!

Trace. Make a hopscotch game!




Content connection: art



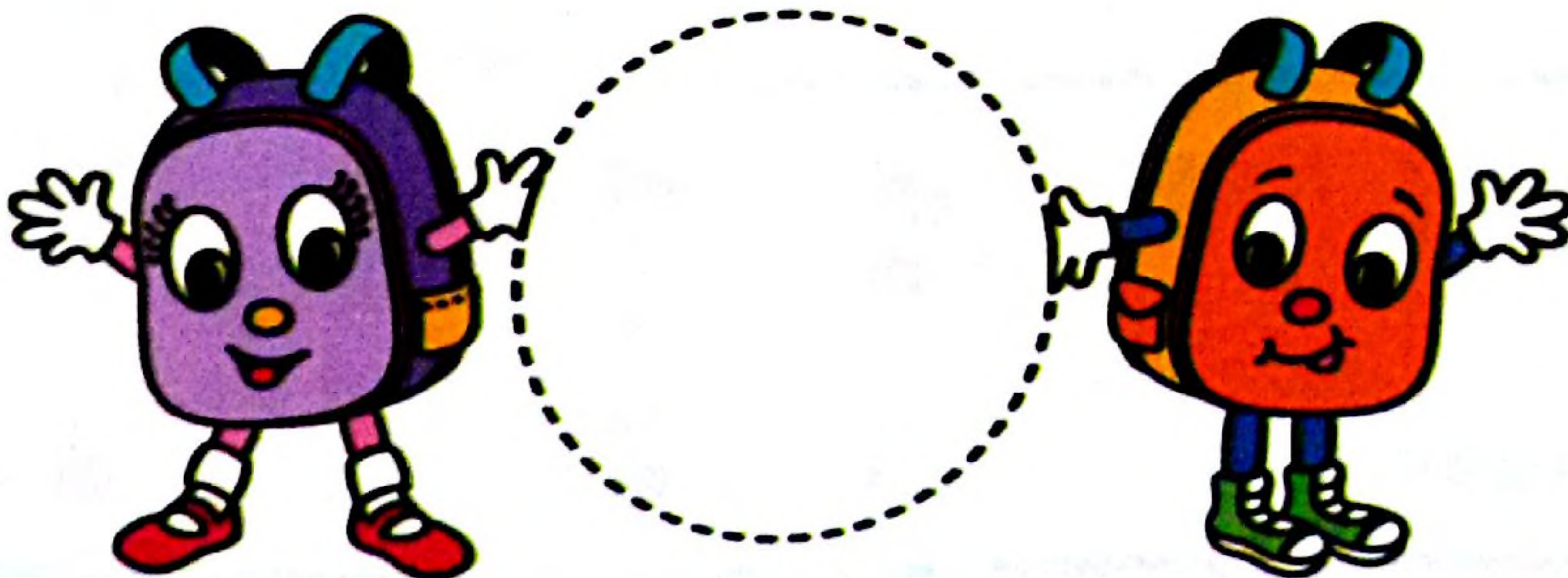
Know It? Show It!

Look and say.

Review



Now I Can!



Performance assessment

See Assessment Package pp. 1-2, 11, 14-15.

Unit 7


8

Animal Friends

TRACK B31

1

Listen and sing.



Bears are climbing.
Seals are swimming,
at the zoo, at the zoo.


Birds are flying.
Lions are sleeping,
at the zoo, at the zoo.

TRACK B32

2

Listen and point.







The elephant is drinking water.



Animal actions; present progressive

Draw lines. Listen and point. Say.



little

big

4 Count. Write the number.










5 Cut page 123.
Glue and say.




6 Draw your favorite animal. What is it?



7 Trace and say.





It's big.



It's little.

Animals; descriptive adjectives

Listen and say. Chant.



Listen and say. Which word doesn't have the sound? Circle the number.

- 1. 1 2 3
- 2. 1 2 3
- 3. 1 2 3


Listen to the word parts. Say the word. Point.



Phonemic awareness: v, w, x

Henrietta Hippo

by Mario Herrera




Henrietta Hippo has a new home.
She's moving to the City Zoo.




Copyright © by Pearson Education, Inc. All rights reserved.

Hello, Henrietta, hello.
Welcome to our zoo.
We're happy to see you!



Henrietta is a little sad and scared.
Are the animals friendly?

2



Henrietta looks up in the air.
Peter the parrot is flying and talking.

3

The Zoo

Make a puzzle! ✂



Content connection: art



Unit 8

95



Know It? Show It!

Look and say.



Performance assessment
See Assessment Package pp. 1-2, 12, 14-15.

9

Food I Like

TRACK 010


1 Listen and sing.

Let's have a picnic.
Let's sit in the shade.
Do you want a sandwich?
I want lemonade!
Picnic . . . in the park!




TRACK 011

2 Listen and point.



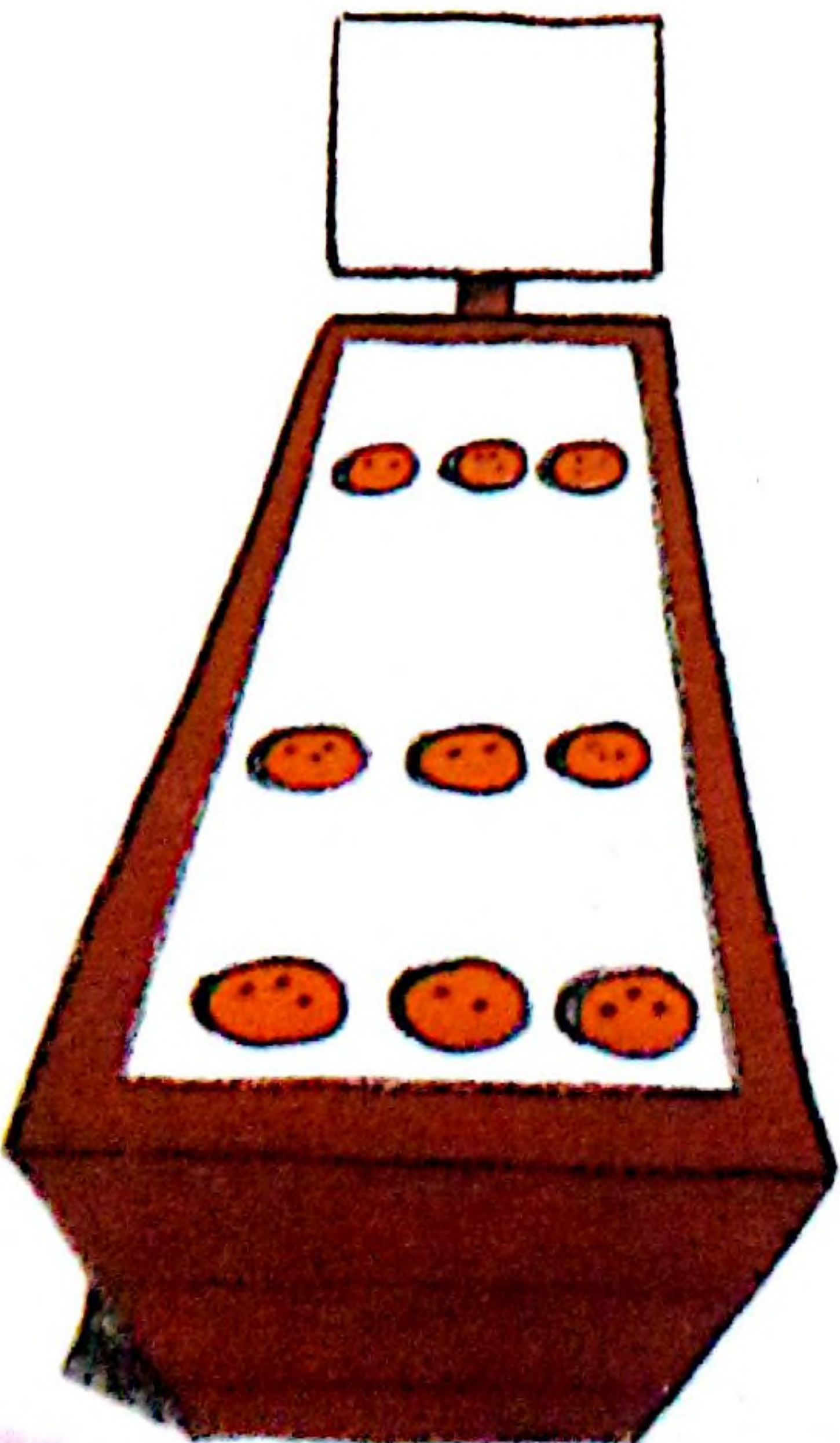





I like apples!



Picnic items

3 Count and write. Say.



4 Look and color. Say the color.

1 =	
2 =	
3 =	
4 =	
5 =	
6 =	
7 =	

5 Look and listen. Say.

What do you want?

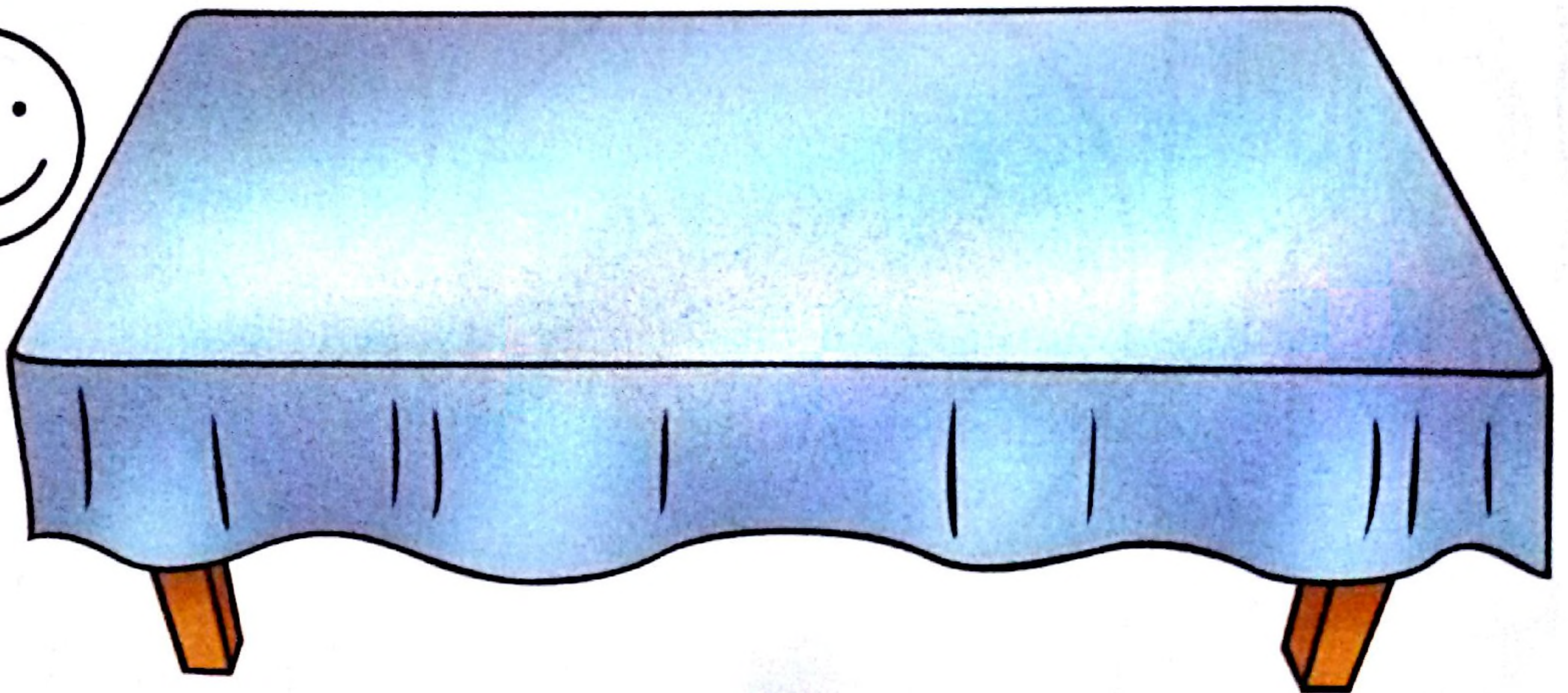
I want a sandwich.

Cut page 125.
Glue and say.

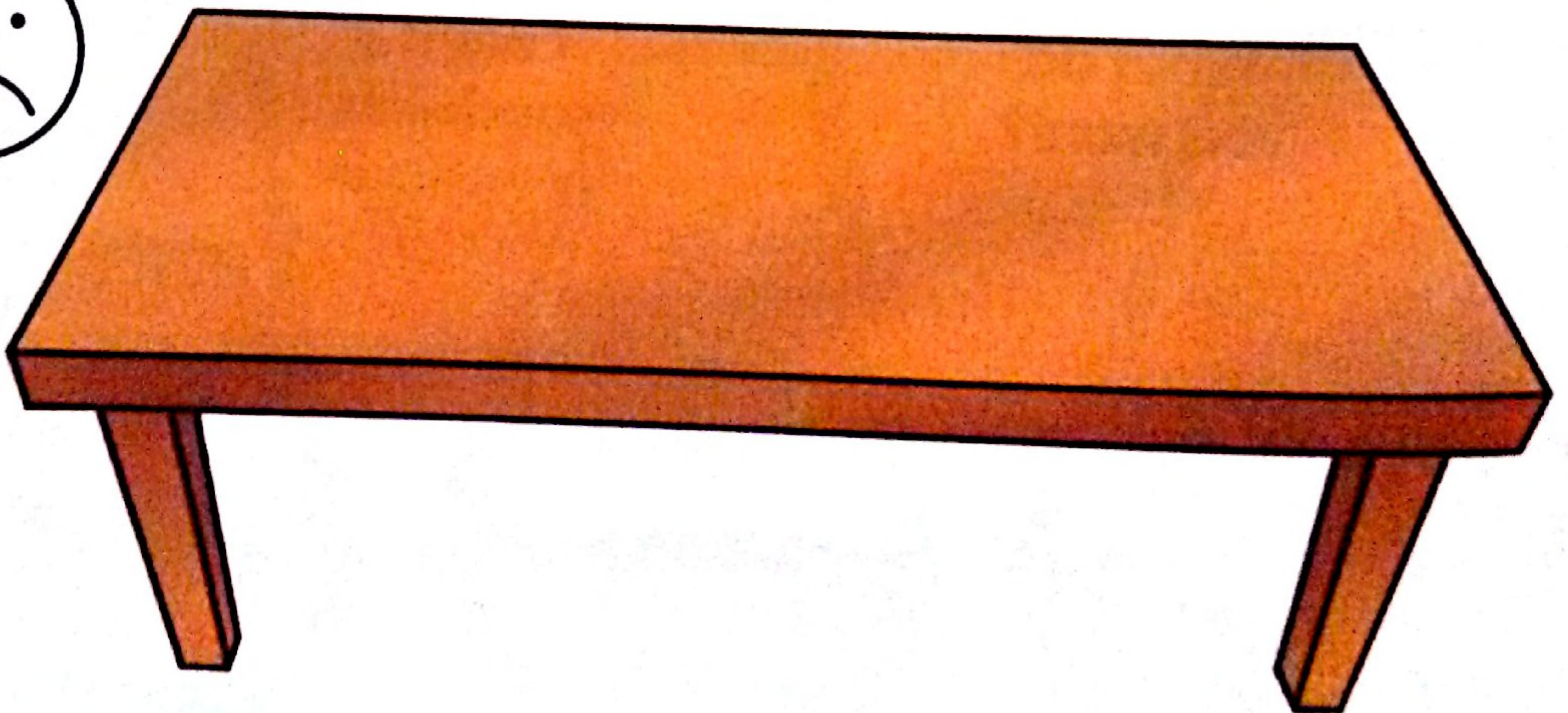


I like ice cream.

I like ____.




I don't like ____.



7 What do you want? Draw and say.



I want ____.




8 Count and draw a line. Say the number.



7





4



6

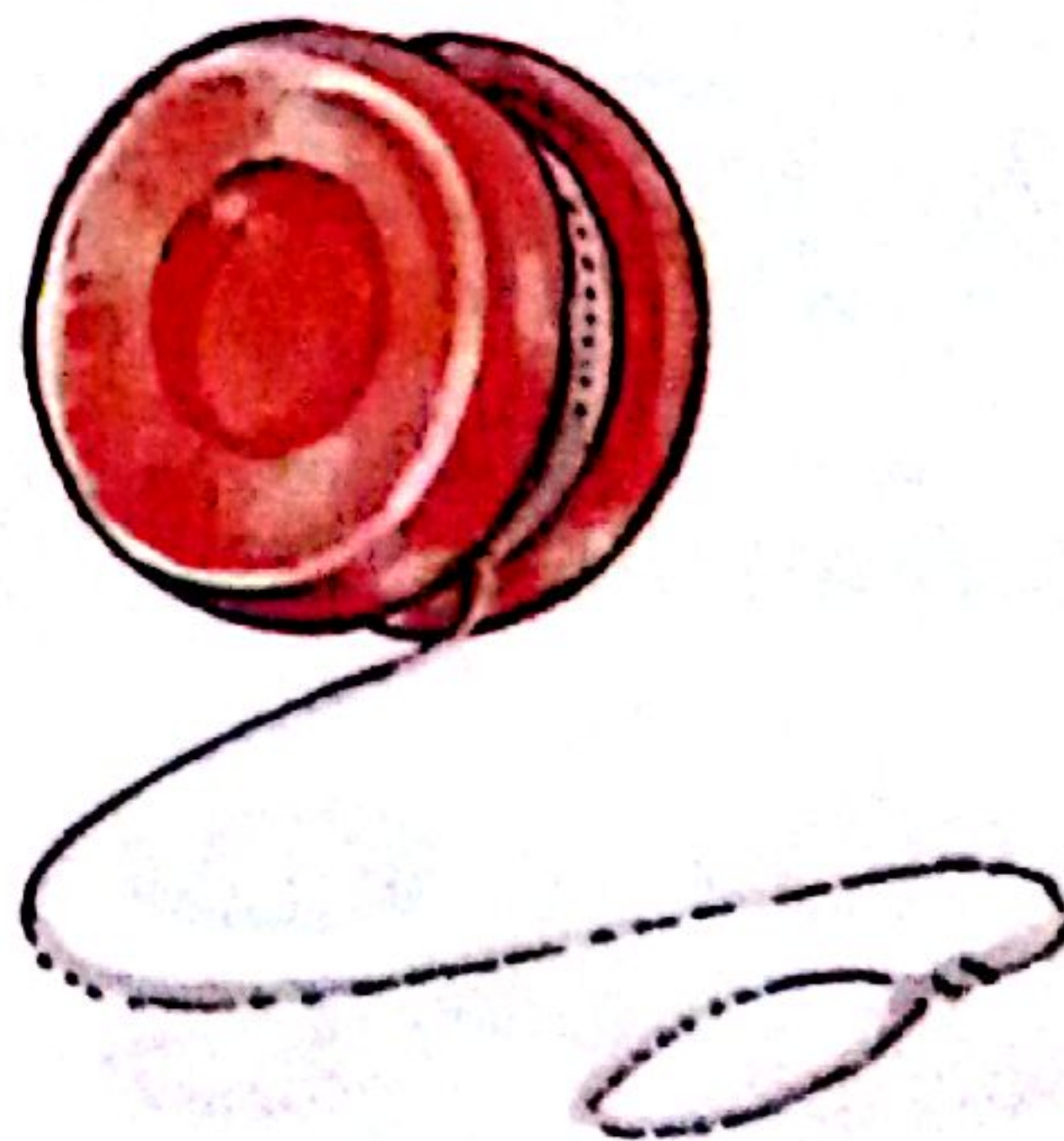
Listen and say. Chant.



Listen and say. Which word doesn't have the sound? Circle the number.

- 1. 1 2 3
- 2. 1 2 3

Listen to the word parts. Say the word. Point.



In the Park

by Derek Dutton

At lunch my friends join me.
We have a picnic under a tree.

Kyung has lemonade.
She's sitting in the shade.



Copyright © by Pearson Education, Inc. All rights reserved.

Rodrigo has sandwiches and cake.
He's standing by the lake.


Pam has a blanket and ball.
She's bouncing the ball on the wall.

2

3

Food Match

Cut and play. ✂



Content connection: art



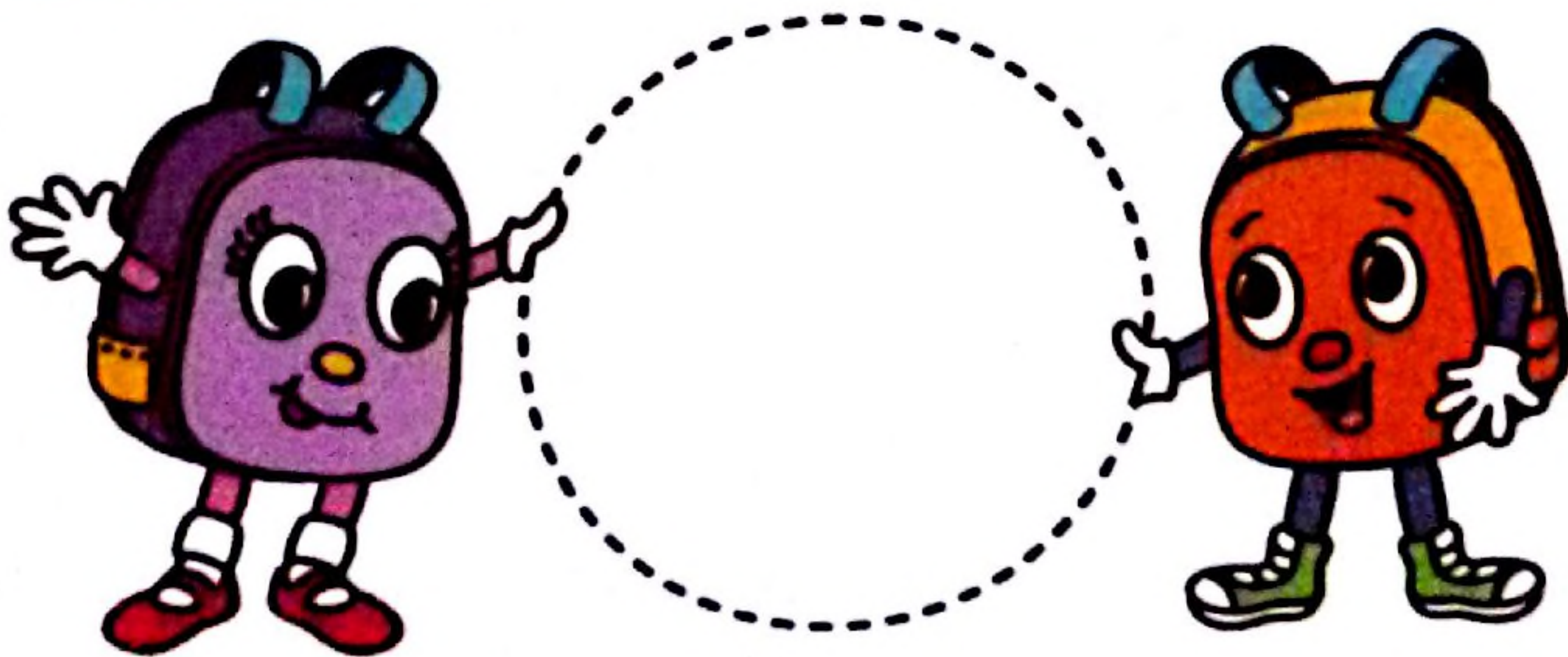
Know It? Show It!

Look and say.

Review



Now I Can!



Performance assessment
See Assessment Package pp. 1-2, 13-15, 20-21.



A

a

B

b

C

c



D


d

E

e

F

f



G



g

H

h

I

i







J



j K



k L

l



M



m N



n O

o



P



p Q



q R

r







S

S

T



t

U

U



V

v


W



w

X

x



y

y

Z





z







Unit 1



Unit 2









Units
3-4

Unit 3




Unit 4






Unit 5



Unit 6





Unit 7








Unit 8







Unit
9





Now I Can! Stickers



BACKPACK



Second Edition

Reach into *Backpack, Second Edition* for a richly illustrated, seven-level communicative program that motivates primary learners and supports teachers. *Backpack* is packed with kid-friendly topics, catchy songs and chants, stickers, games, stories, hands-on projects, and TPR activities. Young learners will succeed with *Backpack*!

NEW Features

- All-NEW music engages students with a catchy, pop sound
- NEW values curriculum provides character education and strengthens the home-school connection
- NEW Picture Dictionary (Starter), Sound and Spelling Handbooks (Levels 1–3), and Grammar and Writing Handbooks (Levels 4–6) in the Student Books and Workbooks provide support and practice
- NEW Assessment Package offers teachers' tips, techniques, tests, and a test generator
- Content Readers with Teacher's Manuals (Levels 1–6) provide reading practice and content connections
- NEW Interactive Whiteboard Software engages students and helps sustain motivation

Components

- Student Book with Picture Dictionary
- Workbook with Workbook CD
- Interleaved Teacher's Edition
- Class Audio CD
- Assessment Package
- Large-format Picture Cards
- Large-format Posters
- Teacher's Resource Book
- Video (DVD) with Guide
- Companion Website



PEARSON
Longman



Backpack Companion Website
<http://www.pearsonlongman.com/backpack>